



tel/fax: +7 495 789-44-19, +38 0562 32-07-95

www.fruit-inform.com

Head of Project: Aleksandr Khorev

e-mail: fruit.chief@fruit-inform.com

Editor-in-Chief: Maria Lakeeva

e-mail: fruit.editor@fruit-inform.com

Marketing Department: Ievgen Kuzin

e-mail: fruit.intl@fruit-inform.com

Use of materials permitted only with the concurrence
of editorial board

FRUIT-INFORM WEEKLY № 21 (242)

June 3, 2016

TABLE OF CONTENTS

NEWS	1
Russia.....	1
Ukraine.....	2
World.....	3
RUSSIAN WHOLESALERS' PRICES	5
Russian Wholesalers' Prices for Fruits, June 3, 2016.....	5
Russian Wholesalers' Prices for Vegetables, June 3, 2016.....	7
MARKET REPORTS	8
Russia: Fruit & Vegetable Market Report, the 22 nd week of 2016	8
Cucumbers	8
Tomatoes.....	9
White cabbages	9
Red beets and carrots	10
Onions.....	11
Potatoes.....	12
Fruits	12
Wholesale prices in Crimea	14
Poland: Fruit & Vegetable Market Report, the 22 nd Week of 2016	15
Cucumbers and tomatoes	15
Brassicas	15
Zucchini	15
Red beets and carrots	15
Onions.....	15
Potatoes.....	15
Apples	16
Strawberries	16
Ukraine: Fruit & Vegetable Market Report, the 22 nd week of 2016	17
Cucumbers	17
Tomatoes.....	18
White cabbages	18
Red beets and carrots	19
Onions.....	20
Potatoes.....	21
Fruits.....	22

RUSSIA

*Fresh vegetables***Russia has no plans of lifting embargo on more foods**

Russia's government has made a decision to lift the food embargo regime and allow imports of poultry, beef and vegetables used in baby foods manufacturing.

However, the Russian government does not plan to further cut the list of sanctioned products, Deputy Prime Minister Arkady Dvorkovich told reporters.

"It is not planned," he said.

According to him, the decision to remove products for production of baby food from the list has been prepared for a long time.

"There was nothing surprising about it," he said.

"Our country has capacities to produce baby food from organic raw materials. The decision is aimed at this. We don't have our own organic materials, really, we don't, but I just stress it - this is a very narrow segment of organic raw materials," the official said.

According to him, this measure will not lead to the penetration of these products to the "black market".

"No, we have a very firm intention to control the import of organic raw material for specific enterprises."

On Wednesday, it became known that the Russian government had decided to facilitate food embargo mode and allow imports of beef, poultry and vegetables, which will be used for the production of baby food.

Russia's government has made a decision to lift the food embargo regime and allow imports of poultry, beef and vegetables used in baby foods manufacturing. Cattle meat, poultry meat and by-products as well as frozen and dried vegetables aimed for baby foods manufacturing have been removed from the embargo list.

In August 2014, Russia restricted imports of food products from the EU countries, the United States, Canada, Australia and Norway. On June 24, 2015 President Vladimir Putin signed a decree on extending the food embargo through August 5, 2016. According to the document, the Russian government excluded young mussels, spat and young trout from the food embargo list. Additionally, the Russian Government toughened requirements for lactose-free production in the framework of the food embargo. The rest of the list (includes beef, chicken, pork, dairy products, live, chilled and frozen fish and shellfish, nuts, fruits and vegetables) subject to counter-sanctions remained unchanged. Biologically active dietary supplements, sports, children's and preventive nutrition, salmon spawn, potatoes seed, planting onion, sugar beet and peas for planting have also been excluded from the list. Russia has also widened the list of countries subject to the food embargo by adding the Albanian Republic, Montenegro, Iceland and the Principality of Liechtenstein.

Russian growers start their season of early potatoes

The Russian market participants have said of the start of the domestic season of early potatoes this week, according to Fruit-Inform.

Now early produce is shipped at RUB 26-35/kg (USD 0.38-0.51/kg), depending on sales region. For the present, the supply of early potatoes is rather low, as many farmers from the southern regions are unable to start harvesting due to rainy weather. Now imported early potatoes account for the largest part of supply and are shipped from Egypt, Azerbaijan and Pakistan. Prices of imported early potatoes vary between RUB 30-40/kg (USD 0.44-0.59/kg).

It should be noted that this year the season has started a week later than in 2015 due to rainy and cold weather. We would remind you that rains also negatively affected early potato harvesting in the beginning of summer 2015. Meanwhile, the supply of imported early produce was rather high. However, despite those facts, starting prices fixed by Russian growers were 30% higher at that moment.

*Fresh fruits***Russian growers start their sweet cherry season**

Russian growers have started harvesting sweet cherries in the southern regions this week, according to Fruit-Inform.

This year the season has started with no delay compared with the previous one, and now sweet cherries are offered at RUB 130-180/kg (USD 1.97-2.72/kg), depending on quality and fruit size, an decrease of 9% year-on-year.

Now cherries are shipped in small quantities, and farmers expect more active sales to be observed next week. However, many growers say of problems with quality of fruits due to rainy weather conditions, and this fact will most likely seriously impact pricing in the Russian market.

UKRAINE

Fresh vegetables

Ukrainian farmers reduce carrot prices

Ukrainian farmers are forced to reduce carrot prices despite rather exhausted stocks of these vegetables in the country, according to Fruit-Inform.

For the present, high-quality carrots are offered at UAH 9-11/kg (EUR 0.32-0.39/kg), a decrease of 10% week-on-week.

It should be noted that negative price trend is observed in the Ukrainian market despite rather exhausted stocks of produce. Growers have to reduce their prices due to lower purchasing activity of wholesale companies. In addition, the market is under the pressure of growing supply of early produce.

We would remind you that carrot prices were growing in the end of May 2015, and high-quality carrots were offered at prices a third higher than current ones. Farms' stocks also were exhausted; however, growers were actively shipping their produce to the internal market operators and Crimean peninsula.

Ukraine: fruit and vegetable price decrease rates accelerate last week

Fruit-Inform Ukrainian fresh produce price index went down by another 5.1% in the week from May 21st to 27th, after a decrease of 53.7% in the previous four weeks.

«Last week a decrease in prices was registered in all Ukrainian fresh produce price segments», says Ms. Tetiana Getman, Head of Fruit-Inform. «Even unfavorable weather conditions were unable to lessen pressure on the Ukrainian market».

The largest contribution to a decrease in the fresh produce price index was made by traditional vegetables. In particular, prices of early white cabbages have fallen below UAH 1/kg (EUR 0.04/kg), and that fact has enabled to sharply accelerate their sales against a background of extremely low demand for last year's white cabbages. Growing supply of early produce has also resulted in a fall in prices of last year's carrots and onions. Prices of early potatoes also were decreasing exerting pressure on the price situation in the segment of last year's ones.

Greenhouse vegetables also became 6% less expensive due to growing supply. Fruit prices went down thanks to less expensive strawberries and sweet cherries.

Crimea: prices of Chinese cabbage down by 67% over a month

Prices of Chinese cabbage have been rapidly going down in Crimea: produce has become averagely 67% less expensive over a month, according to Fruit-Inform.

Sellers had to reduce their prices by another 25-33% over the past week, and now they vary between RUB 20-30/kg (USD 0.29-0.44/kg), depending on quality and shipment volume. For comparison, prices were not lower than RUB 30/kg in the end of last week.

As before, the Crimean market participants connect negative price trend with a seasonal rise in the supply of local Chinese cabbage in the peninsula. Meanwhile, sales rates are rather moderate (local wholesalers and retailers purchase produce in small quantities for their current sales), while Russian companies' demand is not high.

It should also be noted that current prices are averagely 30% lower year-on-year, and farmers expect prices to keep on decreasing in the nearest time.

Ukraine: cucumber prices reach 5-year low

Prices of greenhouse cucumbers have been rapidly decreasing in Ukraine and halved over the past week, according to Fruit-Inform.

For the present, cucumbers from plastic greenhouses are offered at UAH 2.00-2.50/kg (USD 0.08-0.10/kg) in the southern regions against at least UAH 6/kg (USD 0.24/kg) a week before. Such a sharp fall in prices is connected with lack of export demand for cucumbers in Ukraine against a background of constantly growing supply. Negative price trend could have been even more significant if not for a decrease in supply due to rainy weather in the majority of Ukrainian regions.

It should be noted that cucumber prices have already reached 5-year low. We would remind you that prices went down to UAH 2.00-4.50/kg (USD 0.26-0.55/kg) in early June 2013. However, Ukrainian growers were active-

ly shipping their cucumbers to Russia at that moment. This year the situation is aggravated by Russia's ban on imports of Ukrainian fruits and vegetables.

Fresh fruits

Ukrainian apple season failure: prices reach 6-year low

Ukrainian growers are now forced to ship apples at prices, which are the lowest over the past 6 years, according to Fruit-Inform.

Apples are now sold at UAH 4-9/kg (EUR 0.14-0.32/kg), depending on variety, quality and shipment volume, just a third of prices registered in the same period of the previous season.

Such a negative price trend is registered despite the fact that Ukraine's apple imports have reached 10-year low: just 17,100 tons in July 2015 – April 2016, a decrease of 69% year-on-year due to the devaluation of the Ukrainian hryvnia, which has resulted in a sharp rise in prices of imported produce in Ukraine.

In addition, the supply of domestic apples is now rather abundant in the country. We would remind you that Ukrainian apple production in 2015 was the second largest over the past 5 years, and growers faced rather serious problems with sales of their apples. Furthermore, Ukraine's apple exports have reached all-year low due to the ban on imports of Ukrainian fruits and vegetables introduced by the Russian Federation, previously the main importer of apples of Ukrainian origin. Moreover, shipments to Russia through Crimean are also impossible. As a result, Ukrainian growers are forced to sell their apples only in the internal market, which demand is extremely low now.

Processing

Ukrainian AJC exports down in this season

Ukrainian AJC (apple juice concentrate) exports have fallen to 4-year low in the season 2015/16, according to Fruit-Inform.

The export volumes totaled 65,200 tons in July 2015 – April 2016, a decrease of 25% year-on-year.

The market analysts connect negative trend in AJC exports with lower production in Ukraine. Many Ukrainian canning factories were forced to reduce their AJC manufacturing volumes due to a significant rise in prices of raw apples. In the end of the 2015 procurement season, prices of apples for processing averaged UAH 3.50/kg (EUR 0.14/kg) in Ukraine against usual level of UAH 1.50/kg.

WORLD

Fresh vegetables

Polish farms start their zucchini season

Polish farmers have started their zucchini season this week, according to Fruit-Inform.

Current prices average 0.90 euro/kg, averagely half as high as in the beginning of the past season, when they varied between 1.45-1.94 euro/kg.

We would remind you that last year the Polish zucchini season started only in early June due to unfavorable weather conditions. In view of cloudy weather and rainfall, produce ripening slowed down against a background of rather high demand for zucchini in the country. As a result, farmers were able to fix higher prices.

This year there are no problems with zucchini shipments in Poland. Moreover, exporters' demand for produce is rather low now; therefore, prices are relatively low in the beginning of the season.

First volumes of domestic early potatoes arrive in Polish market

The Polish market participants say of arrival of first large volumes of domestic early potatoes, according to FreshMarket.

Polish farms now ship their early produce at 0.29-0.36 euro/kg, an increase of 12% year-on-year.

This year the Polish domestic early potato season started somewhat later than last year due to cold and cloudy weather. However, the supply of early produce is now rapidly growing. In addition, shipments of early potatoes of Romanian origin are rather stable; therefore, the Polish market participants expect negative price trend to significantly accelerate in the nearest time.

Cauliflower prices reach 6-year low in Poland

Cauliflower prices have fallen to their 6-year low in Poland, according to FreshMarket.

For the present, cauliflowers are offered at 0.20-0.30 euro/kg, half as high as a week before.

Abundant rainfall has already affected quality of cauliflowers in the southern regions of Poland; therefore, growers were forced to start harvesting earlier than planned. As a result, the supply of cauliflowers has sharply grown in the Polish market provoking a fall in prices. It should be noted that some wholesalers have already decided to stop purchasing at all due to low quality of produce.

As a result, prices of Polish cauliflowers have fallen to ones of the lowest levels in the past years. For comparison, prices were averagely a third higher in the same period of the previous season.

Fresh fruits

Polish growers start their sweet cherry season

Polish growers have started their sweet cherry season, according to FreshMarket.

For the present, sweet cherries are offered in small volumes at 1.80-2.27 euro/kg, while the quality of produce is not high. Furthermore, the market participants also say of a delay of a week in the start of the Polish sweet cherry season due to cold weather in May.

It should be noted that Polish growers also faced problems with quality of cherries in the beginning of the previous season. However, the situation with quality had stabilized by the mid-June, and producers managed to start exporting their produce.

The market participants also expect the previous year's scenario to be observed in the current season under conditions of warm weather in Poland in the nearest weeks.

Processing

Polish processors start strawberry procurement campaign

Polish processors have started their strawberry procurement campaign, according to FreshMarket.

Prices of strawberries for processing now vary between 0.23-0.29 euro/kg, a decrease of 15% year-on-year. For comparison, processing enterprises had to purchase strawberries at 0.31-0.34 euro/kg in the same period of last year.

The market participants connect lower prices with rather moderate demand for strawberries shown by processors in view of their relatively large transit stocks in this season.

In addition, rainfall and abnormally warm weather conditions in Poland negatively affect the quality of strawberries; therefore, the supply of berries for processing has already grown exerting significant pressure on prices.

RUSSIAN WHOLESALERS' PRICES FOR FRUITS,
JUNE 3, 2016

Product	Country	Variety/brand	Price, euro/kg					
			Moscow			St. Petersburg		
			min	max	avg	min	max	avg
Apricots	Azerbaijan		-	-	-	1,72	1,94	1,82
Apricots	Imports		1,68	1,80	1,73	-	-	-
Apricots	Uzbekistan		1,68	1,80	1,73	1,74	2,48	2,10
Apricots	Chile		1,54	1,74	1,63	-	-	-
Avocados	Israel		3,35	3,59	3,47	-	-	-
Pineapples	Costa Rica		1,73	1,86	1,80	-	-	-
Oranges	Egypt		0,67	0,78	0,72	0,67	0,74	0,71
Oranges	Imports		1,41	1,55	1,47	-	-	-
Oranges	Morocco		0,80	0,87	0,84	-	-	-
Watermelons	Iran		1,01	1,09	1,05	0,87	1,01	0,94
Bananas	Ecuador	gas	0,67	0,80	0,74	0,70	0,80	0,75
Grapes	Egypt	Cardinal	2,35	2,52	2,43	-	-	-
Grapes	Egypt	Sultana	1,94	2,09	2,01	-	-	-
Grapes	India	Thompson	2,26	2,43	2,35	2,08	2,14	2,12
Grapes	India	green	1,97	2,04	2,00	-	-	-
Grapes	Chile	Red Globe	2,18	2,35	2,26	1,96	2,08	2,01
Grapes	Chile	Timko	-	-	-	2,08	2,14	2,12
Grapes	Chile	Crimson	-	-	-	2,12	2,21	2,16
Pomegranates	Peru		3,48	4,02	3,75	3,62	3,82	3,71
Grapefruits	Turkey		0,80	0,86	0,83	-	-	-
Grapefruits	South Africa		1,34	1,41	1,38	1,07	1,21	1,14
Pears	Argentina	Abbate	1,41	1,51	1,46	1,27	1,34	1,30
Pears	Argentina	Anjou	1,10	1,15	1,13	0,79	1,05	0,91
Pears	Argentina	Williams	1,02	1,19	1,10	1,01	1,07	1,05
Pears	Argentina	Pakham	0,98	1,14	1,06	0,96	1,11	1,03
Pears	Argentina	Red Bartlett	1,27	1,34	1,30	1,27	1,41	1,34
Pears	Argentina	Conference	1,34	1,41	1,38	-	-	-
Pears	Argentina	Forel	2,08	2,24	2,16	-	-	-
Pears	China		1,01	1,07	1,03	-	-	-
Pears	Liberia	Conference	-	-	-	0,88	1,14	1,01
Pears	Serbia	Conference	1,33	1,61	1,47	-	-	-
Pears	Chile	Abbate	-	-	-	1,27	1,34	1,30
Pears	South Africa	Forel	-	-	-	1,90	2,05	1,97
Pears	South Africa		1,21	1,29	1,25	-	-	-
Pears	South Africa	Vermont	1,47	1,54	1,51	1,34	1,47	1,41
Pears	South Africa	Red Bartlett	1,41	1,51	1,46	-	-	-
Strawberries	Jordan		2,95	3,22	3,08	-	-	-
Strawberries	Cameroon		3,22	3,44	3,32	-	-	-
Strawberries	Macedonia		-	-	-	2,41	2,95	2,68
Strawberries	Russia		2,55	3,22	2,88	-	-	-
Kiwifruits	Iran		1,05	1,29	-	1,14	1,27	1,21
Kiwifruits	Cote D'Ivoire		1,33	1,57	1,45	-	-	-
Kiwifruits	Macedonia		-	-	-	1,21	1,27	1,23
Kiwifruits	Chile		1,41	1,47	1,43	1,41	1,51	1,46
Lime	Mexico		5,96	7,04	6,50	-	-	-
Lemons	Argentina		1,72	1,85	1,78	1,45	1,72	1,58
Lemons	China		1,68	1,78	1,73	-	-	-
Lemons	South Africa		1,85	2,08	-	1,74	1,88	1,81
Mangoes	South Africa		3,62	4,45	4,03	-	-	-
Mandarins	Argentina		1,81	2,01	1,90	-	-	-
Mandarins	Egypt		1,50	1,61	1,55	-	-	-
Mandarins	South Africa		1,94	2,14	2,04	-	-	-
Nectarines	Guinea Bissau		-	-	-	3,15	3,28	3,22
Nectarines	Imports		2,68	2,88	2,77	-	-	-
Nectarines	Serbia		2,41	2,55	2,48	-	-	-
Peaches	Macedonia		-	-	-	2,61	2,75	2,68
Peaches	Morocco		2,81	3,00	2,91	2,75	2,88	2,81
Peaches	Serbia		2,68	2,75	2,72	-	-	-
Pomelos	China		1,55	1,68	1,61	-	-	-
Plums	Chile		1,47	2,04	1,76	1,68	1,81	1,74

Product	Country	Variety/brand	Price, euro/kg					
			Moscow			St. Petersburg		
			min	max	avg	min	max	avg
Sweet cherries	Russia		2,55	2,95	2,75	-	-	-
Sweet cherries	Serbia		3,55	3,62	3,58	-	-	-
Sweet cherries	Uzbekistan		3,42	3,73	3,56	3,42	3,55	3,48
Apples	Argentina	Red Delicious	-	-	-	1,17	1,25	1,21
Apples	Belarus	Idared	-	-	-	0,80	0,87	0,83
Apples	Belarus	Gloster	-	-	-	0,83	0,91	0,87
Apples	Belarus	Golden	-	-	-	1,01	1,07	1,05
Apples	Belarus	Jonagored	-	-	-	0,83	0,91	0,87
Apples	Belarus	Ligol	-	-	-	0,83	0,91	0,87
Apples	Belarus	Champion	-	-	-	0,83	0,91	0,87
Apples	Belarus	Mutsu	-	-	-	0,94	1,01	0,98
Apples	China	Fuji	-	-	-	1,18	1,25	1,21
Apples	Macedonia	Red Prince	-	-	-	0,94	1,01	0,98
Apples	Moldova	Golden	0,88	0,94	0,91	-	-	-
Apples	Moldova	Granny Smith	0,98	1,03	1,01	-	-	-
Apples	Moldova	Red Delicious	0,90	0,95	0,92	-	-	-
Apples	Moldova	Champion	0,71	0,80	0,75	-	-	-
Apples	Moldova	Black prince	0,94	1,02	0,98	-	-	-
Apples	Moldova	Florina	0,87	0,94	0,90	-	-	-
Apples	Russia	Ligol	0,80	0,87	0,84	-	-	-
Apples	Russia	Golden	0,94	1,01	0,98	-	-	-
Apples	Serbia	Golden	0,87	0,94	0,90	1,09	1,18	1,14
Apples	Serbia	Red Chief	0,88	0,95	0,91	1,18	1,23	1,21
Apples	Serbia	Idared	0,71	0,76	0,74	-	-	-
Apples	Serbia	Granny Smith	1,37	1,47	1,42	1,10	1,18	1,14
Apples	Serbia	Gloster	0,74	0,79	0,76	-	-	-
Apples	Serbia	Jonagold	0,87	0,94	0,90	-	-	-
Apples	Serbia	Ligol	0,75	0,80	0,78	-	-	-
Apples	Serbia	Mutsu	0,86	0,92	0,88	-	-	-
Apples	Serbia	Champion	0,74	0,80	0,76	-	-	-
Apples	Chile	Granny Smith	-	-	-	1,21	1,27	1,25
Apples	Chile	Royal Gala	-	-	-	1,31	1,39	1,35
Apples	Chile	Red Chief	-	-	-	1,23	1,31	1,27
Apples	South Africa	Golden	-	-	-	1,13	1,21	1,15
Apples	South Africa	Granny Smith	-	-	-	1,27	1,34	1,30
Apples	South Africa	Red Delicious	-	-	-	1,27	1,41	1,34

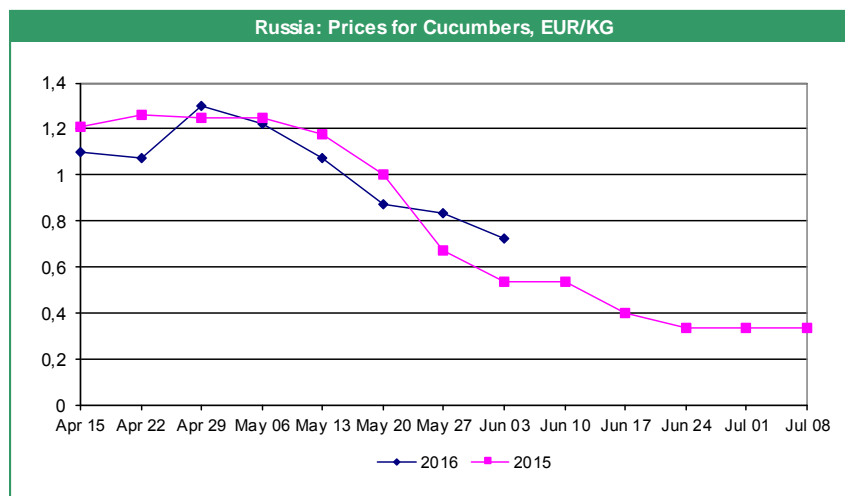
**RUSSIAN WHOLESALERS' PRICES FOR VEGETABLES,
JUNE 3, 2016**

Product	Country	Variety/brand	Price, euro/kg					
			Moscow			St. Petersburg		
			min	max	avg	min	max	avg
Aubergines	Israel		2,81	3,15	2,97	-	-	-
Aubergines	Imports		2,68	2,88	2,77	-	-	-
Champignons	Belarus		2,68	2,88	2,77	-	-	-
Champignons	Russia		2,14	2,28	2,21	-	-	-
Ginger	China		1,41	1,51	1,46	1,14	1,34	1,23
Zucchini	Russia		0,43	0,58	0,50	0,54	0,59	0,56
White Cabbage	Russia		0,24	0,34	0,28	0,25	0,31	0,28
Early white cabbage	Kazakhstan		0,19	0,23	0,20	-	-	-
Early white cabbage	Russia		0,15	0,20	0,17	0,19	0,24	0,21
Early white cabbage	Uzbekistan		-	-	-	0,27	0,32	0,29
Broccoli	Israel		3,75	3,89	3,82	-	-	-
Napa cabbage	Macedonia		-	-	-	1,34	1,41	1,38
Napa cabbage	Russia		0,47	0,72	0,59	0,83	0,90	0,87
Cauliflower	Russia		1,14	1,21	1,17	-	-	-
Potatoes	Belarus		-	-	-	0,29	0,36	0,34
Potatoes	Russia		0,08	0,23	0,15	0,09	0,25	0,17
Early potatoes	Azerbaijan		0,47	0,52	0,50	0,52	0,58	0,55
Early potatoes	Egypt		0,43	0,52	0,47	0,50	0,56	0,54
Early potatoes	Pakistan		-	-	-	0,48	0,54	0,51
Ginger	China		1,77	1,86	1,82	-	-	-
Leek	Israel		2,85	3,02	2,93	-	-	-
Onions	India	White	0,90	0,95	0,92	0,78	0,84	0,80
Onions	India	Red	0,94	1,01	0,98	0,83	0,90	0,87
Onions	Iran	White	-	-	-	0,50	0,58	0,54
Onions	Russia		0,27	0,34	0,29	0,27	0,34	0,29
Early onions	Egypt		0,29	0,36	0,32	0,31	0,36	0,34
Early onions	Uzbekistan		0,31	0,35	0,34	0,31	0,36	0,34
Carrots	Israel		0,47	0,60	0,54	0,51	0,56	0,54
Carrots	Kyrgyzstan		0,31	0,36	0,34	-	-	-
Carrots	Russia		0,31	0,36	0,34	0,40	0,47	0,44
Cucumbers	Belarus		0,47	0,54	0,50	0,27	0,40	0,34
Cucumbers	Russia	Greenhouse	0,40	0,80	0,60	0,54	0,80	0,67
Cucumbers	Russia	Greenhouse	0,60	0,74	0,67	0,78	1,34	1,07
Bell peppers	Benin		2,21	3,35	2,77	-	-	-
Bell peppers	Israel		4,02	4,29	4,15	-	-	-
Bell peppers	Iran		2,35	2,52	2,43	-	-	-
Bell peppers	China		1,88	2,01	1,94	-	-	-
Bell peppers	Macedonia		-	-	-	2,81	3,08	2,95
Radish	Israel		0,80	1,15	0,98	1,07	1,18	1,13
Radish	Russia		0,56	0,72	0,64	-	-	-
Radish	Russia		-	-	-	0,34	0,40	0,36
Table beets	Iran		-	-	-	0,64	0,70	0,67
Table beets	Russia		0,28	0,42	0,35	0,34	0,54	0,43
Early table beets	Azerbaijan		0,54	0,59	0,56	-	-	-
Early table beets	Russia		0,54	0,59	0,56	-	-	-
Tomatoes	Azerbaijan		1,41	1,54	1,47	-	-	-
Tomatoes	Azerbaijan	Pink	2,14	2,48	2,30	-	-	-
Tomatoes	Azerbaijan	On a branch	-	-	-	1,68	1,81	1,74
Tomatoes	Belarus	Pink	-	-	-	1,68	1,81	1,74
Tomatoes	Belarus		-	-	-	1,54	1,68	1,61
Tomatoes	Imports	On a branch	1,81	1,94	1,88	-	-	-
Tomatoes	Imports	Beef	1,50	1,61	1,55	-	-	-
Tomatoes	Macedonia	Cherry	-	-	-	2,95	3,22	3,08
Tomatoes	Morocco	On a branch	1,34	1,41	1,38	-	-	-
Tomatoes	Morocco		0,94	1,54	1,23	0,80	0,94	0,87
Tomatoes	Morocco	Cherry On a branch	3,35	3,48	3,42	-	-	-
Tomatoes	Morocco	Cherry	2,68	3,22	2,95	-	-	-
Tomatoes	Russia	Pink	1,81	2,08	1,94	-	-	-
Tomatoes	Russia	Greenhouse	1,14	1,41	1,27	1,34	1,74	1,54
Pumpkin	Russia		-	-	-	0,47	0,54	0,50
Garlic	China		-	-	-	3,35	3,48	3,42
Early garlic	Egypt		1,74	2,41	2,08	1,94	1,81	2,01

RUSSIA: FRUIT & VEGETABLE MARKET REPORT, THE 22ND WEEK OF 2016

- Higher supply of cucumbers from summer greenhouses provoked a further decrease in prices
- The market for early white cabbages was characterized by slower price decrease rates due to weather conditions
- The supply of early red beets was limited
- Carrot prices were stable
- The supply of winter-sown onions was gradually growing
- Domestic farms started their season of early potatoes
- Bananas became less expensive
- The supply of domestic strawberries and sweet cherries was gradually growing

Cucumbers

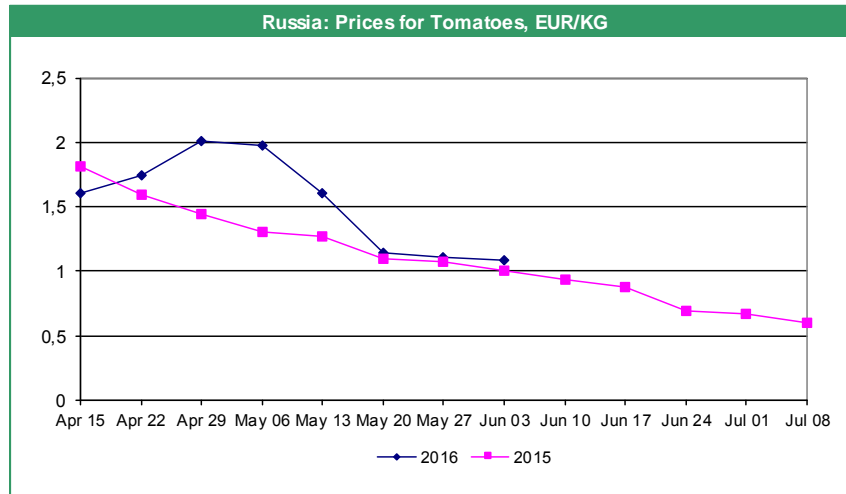


The **cucumber** market was characterized by faster price decrease rates in the 22nd week due to a rise in farms' outputs connected with better weather conditions. The market participants said of prices of cucumbers of relatively low quality standing at RUB 12/kg (EUR 0.16/kg). The market was also supplied with Belarusian cucumbers. As a result, in the majority of cases, greenhouse farms shipped their produce at RUB 20-55/kg (EUR 0.27-0.74/kg), depending on variety, shipment volume and sales region.

Russia: Wholesale Prices for Cucumbers, June 03, 2016, EUR/KG

	min	max	avg	YOY change, %
Southern	0,27 (-0,13)	0,67 (-0,25)	0,47 (-0,20)	40.00 ▲
Northwestern	0,54 (-0,13)	1,14 (-0,05)	0,84 (-0,09)	57.50 ▲
Moscow	0,40 (-0,13)	1,10 (-0,05)	0,72 (-0,11)	35.00 ▲
Siberian	0,87 (0)	1,14 (-0,07)	0,99 (-0,08)	23.33 ▲

Tomatoes



Tomato prices kept on decreasing. The supply of domestic produce was relatively high. Simultaneously with that, importers said of regular shipments from Morocco, Belarus, Azerbaijan, Armenia, Iran as well as Turkey and the EU countries (despite active sanctions), which were exerting pressure on prices fixed by domestic farms.

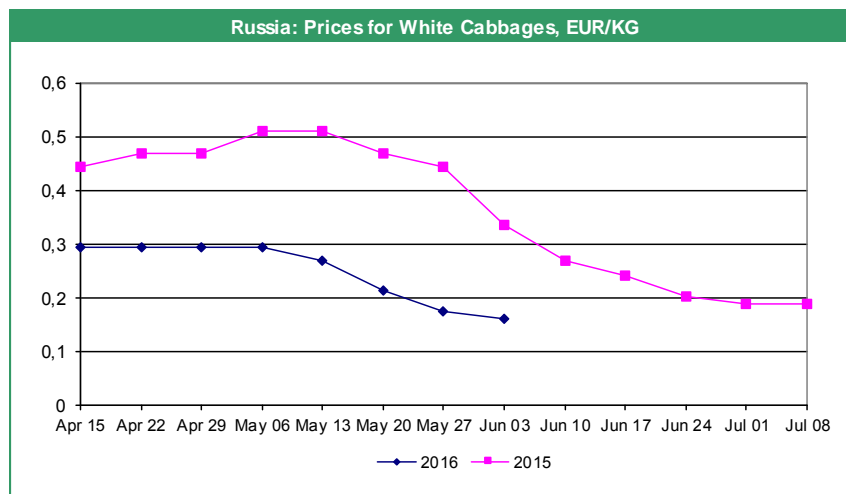
As a result, greenhouse growers shipped their tomatoes at RUB 70-95/kg (EUR 0.94-1.27/kg), depending on shipment volume and sales region. Imported tomatoes were offered at RUB 60-90/kg (EUR 0.80-1.20/kg), depending on shipment volume and country of origin.

Russia: Wholesale Prices for Tomatoes, June 03, 2016, EUR/KG

	min	max	avg	YOY change, %
Southern	0,94(0)	1,34(-0,13)	1,14(-0,04)	21.43 ▲
Northwestern	0,80*(0)	1,61(+0,07)	1,18(-0,04)	10.00 ▲
Moscow	0,80*(0)	1,50(+0,03)	1,09(-0,03)	8.00 ▲
Siberian	1,27(-0,07)	1,61(-0,13)	1,45(-0,09)	13.68 ▲

*Prices for imported tomatoes

White cabbages



The market for early **white cabbages** was characterized by slower price decrease rates in the 22nd week. Such a situation was connected with lower supply, as many farmers had to stop harvesting due to rains. However, that fact did not result in an increase in prices, as the supply still was relatively high, and the demand for produce was moderate. As a result, as a week before, prices varied between RUB 5-8/kg (EUR 0.07-0.11/kg).

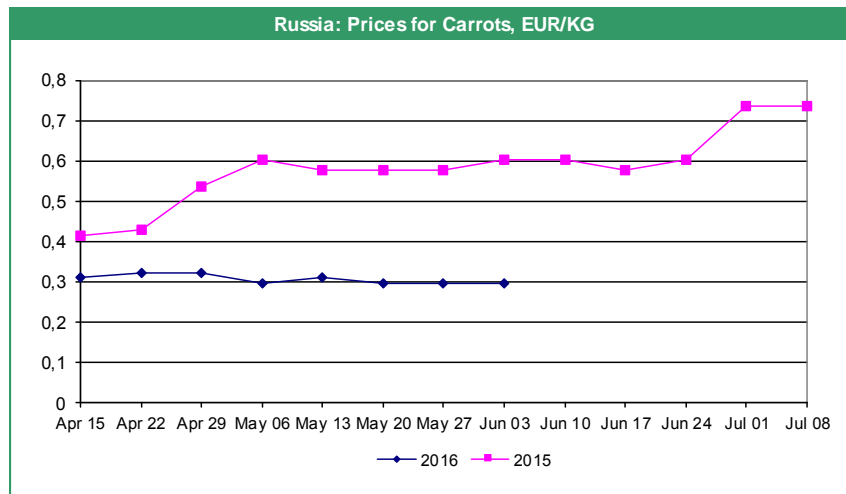
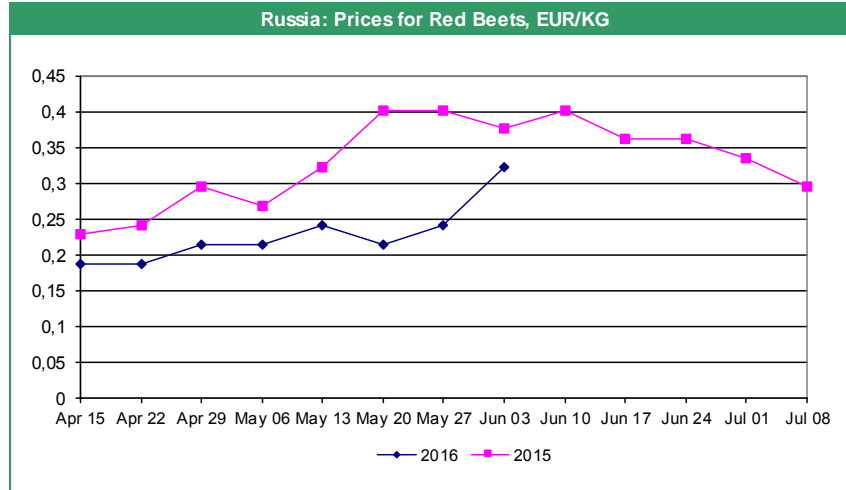
Farmers were unable to raise prices of last year's produce in the end of the season due to rapidly worsening quality of stocks. As a result, prices still varied between RUB 10-17/kg (EUR 0.13-0.23/kg), depending on delivery terms.

Russia: Wholesale Prices for White Cabbages, June 03, 2016, EUR/KG

	min	max	avg	YOY change, %
Southern	0,08(+0,01)	0,20*(0)	0,13(0)	-33.33 ▼
Northwestern	0,12(0)	0,27*(+0,01)	0,19(0)	-53.33 ▼
Moscow	0,12(0)	0,20*(-0,03)	0,16(-0,01)	-52.00 ▼
Siberian	0,11(-0,03)	0,27*(-0,05)	0,19(-0,04)	-53.33 ▼

*Prices for last year's white cabbages

Red beets and carrots



Carrot prices were stable, and growers connected such a situation with low sales rates. As a result, they varied between RUB 15-21/kg (EUR 0.20-0.28/kg), depending on quality.

Imports of early carrots were stable with Israel as almost the only supplier. As a week before, prices of imported produce varied between RUB 33-37/kg (EUR 0.44-0.49/kg), depending on sales region and delivery terms.

The supply of early red beets was rather limited, as many farms had to stop harvesting due to rains. Growers managed to ship their early produce at RUB 29-35/kg (EUR 0.39-0.47/kg); however, they expected prices to go down after recommenced harvesting campaign.

The supply of last year's red beets was limited; however, buyers more often were unsatisfied with their quality. Taking that fact into account, owners of nonstandard produce were ready to make price concessions and shipped it at RUB 9/kg (EUR 0.12/kg) and higher. No price revision was reported only by sellers from cold storage: RUB 18-21/kg (EUR 0.24-0.28/kg).

Russia: Wholesale Prices for Red Beets, June 03, 2016, EUR/KG

	min	max	avg	YOY change, %
Southern	0,23(+0,01)	0,43*(-0,04)	0,32(+0,07)	-25.00 ▼
Northwestern	0,12(-0,01)	0,67*(+0,16)	0,32(+0,08)	-14.29 ▼
Moscow	0,16(0)	0,59*(+0,19)	0,32(+0,08)	-14.29 ▼
Siberian	0,21(+0,07)	0,56*(+0,27)	0,28(+0,07)	-51.16 ▼

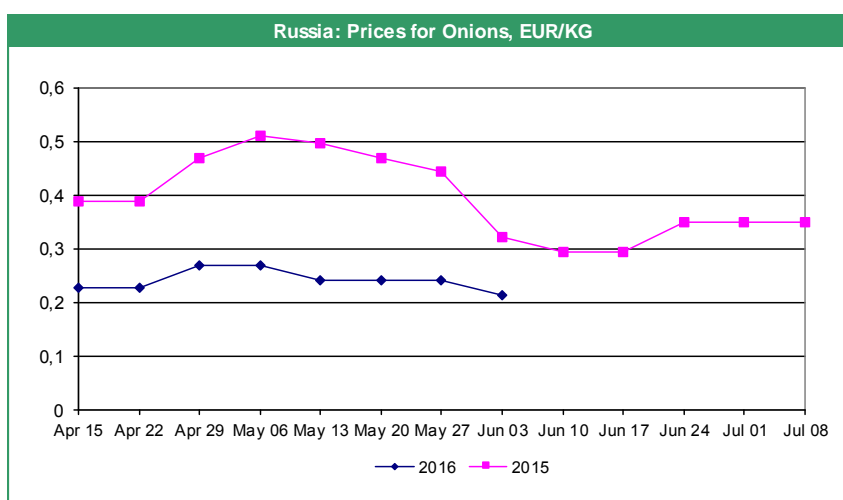
*Prices for early red beets

Russia: Wholesale Prices for Carrots, June 03, 2016, EUR/KG

	min	max	avg	YOY change, %
Southern	0,17(0)	0,51*(+0,01)	0,28(+0,01)	-47.50 ▼
Northwestern	0,19(0)	0,56*(+0,05)	0,29(-0,01)	-40.54 ▼
Moscow	0,16(-0,03)	0,52*(+0,01)	0,29(0)	-51.11 ▼
Siberian	0,15(-0,03)	0,28(-0,03)	0,21(-0,01)	-60.00 ▼

*Prices for imported carrots

Onions



Growers of early **onions** managed to avoid a decrease in prices of their produce in the 22nd week thanks to limited supply and rather expensive imports. Despite expectations, shipments of domestic early produce did not grow, as growers faced problems with harvesting due to rainy weather. As a result, as a week before, prices of winter-sown onions varied between RUB 19-23/kg (EUR 0.25-0.31/kg), depending on sales region and delivery terms.

Egyptian produce accounted for the largest part of supply of imported onions, and sellers also reported of produce from Uzbekistan. Imported onions were offered at RUB 20-26/kg (EUR 0.27-0.35/kg).

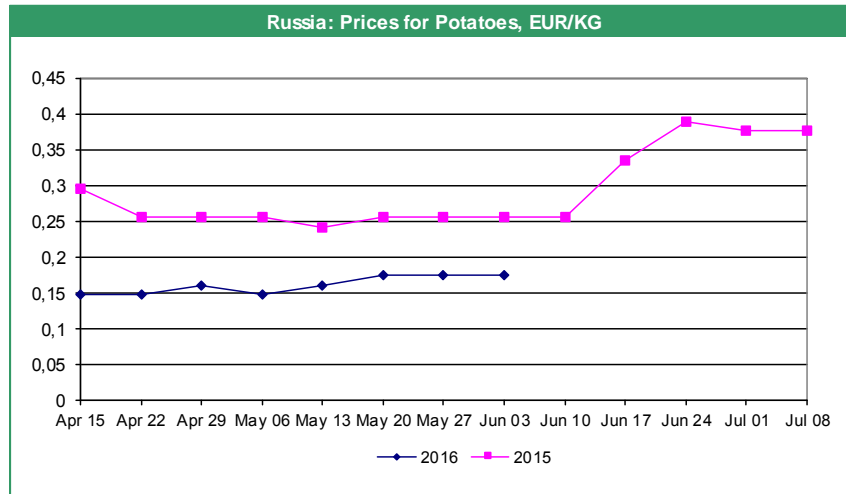
Prices of last year's produce kept on decreasing, as buyers more often were unsatisfied with its quality and reduced their purchase volumes. In the end of the week, prices often went down to RUB 9/kg (EUR 0.12/kg).

Russia: Wholesale Prices for Onions, June 03, 2016, EUR/KG

	min	max	avg	YOY change, %
Southern	0,12(0)	0,31*(-0,03)	0,20(-0,04)	-31.82 ▼
Northwestern	0,12(-0,01)	0,34*(-0,05)	0,21(-0,03)	-33.33 ▼
Moscow	0,12(0)	0,34*(-0,01)	0,21(0)	-33.33 ▼
Siberian	0,13(-0,01)	0,34*(+0,11)	0,21(+0,03)	-40.74 ▼

*Prices for early onions

Potatoes



Growers reported of first relatively large shipments of domestic early potatoes at RUB 26-35/kg (EUR 0.35-0.47/kg), depending on sales region. The supply of domestic early produce was not high, as many growers from the southern regions had been unable to start harvesting due to rainy weather. Imported produce still accounted for the largest part of supply and was purchased from Egypt, Azerbaijan and Pakistan. Prices of imported potatoes varied between RUB 30-40/kg (EUR 0.40-0.53/kg).

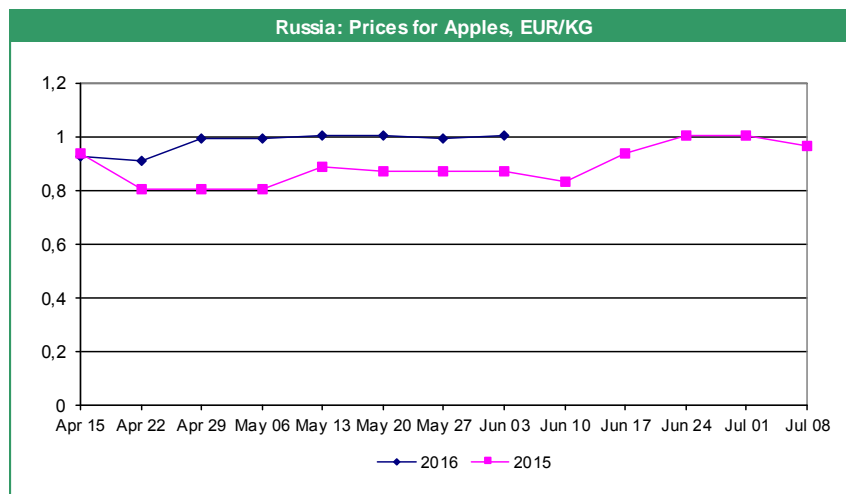
Prices of last year's potatoes were stable.

Russia: Wholesale Prices for Potatoes, June 03, 2016, EUR/KG

	min	max	avg	YOY change, %
Southern	0,07(0)	0,52*(+0,07)	0,17(+0,01)	-56.67 ▼
Northwestern	0,08(-0,01)	0,56*(+0,03)	0,19(-0,01)	-22.22 ▼
Moscow	0,08(0)	0,54*(-0,04)	0,17(0)	-31.58 ▼
Siberian	0,12(+0,01)	0,35(-0,21)	0,20(+0,03)	-16.67 ▼

*Prices for early potatoes

Fruits



The apple market was characterized by a slight rise in prices in the 22nd week due to a seasonal decrease in the supply of produce and more expensive shipments of new volumes of fruits from the external market. Belarus, Moldova, Serbia, Macedonia, Armenia, Azerbaijan, South Africa, Argentina, Chile, China and Lebanon were the main suppliers. The market was also supplied with Polish produce through third countries. Sellers shipped their apples at RUB 45-85/kg (EUR 0.60-1.14/kg), and prices of premium-quality produce reached RUB 130/kg (EUR 1.74/kg). Remaining quantities of domestic apples were shipped at RUB 35-60/kg (EUR 0.47-0.80/kg), depending on quality.

Citrus pricing depended on quality of produce and country of origin under conditions of low demand.

Oranges were shipped mainly from Egypt, and the market was also supplied with produce from Syria and Morocco. Selling prices varied between RUB 45-70/kg (EUR 0.60-0.94/kg).

Mandarins were offered at RUB 70-150/kg (EUR 0.94-2.00/kg), depending on quality and country of origin (Argentina, South Africa, Egypt, Abkhazia, Iran).

A seasonal decrease in the supply of **grapefruits** resulted in their higher prices despite moderate demand. In the end of the week, produce of Turkish and South African origin was offered at RUB 55-105/kg (EUR 0.74-1.40/kg).

The **lemon** market was characterized by narrower price range under conditions of lower supply of Turkish lemons and stable shipments from South Africa, Argentina and China: RUB 110-155/kg (EUR 1.47-2.07/kg).

Banana prices kept on decreasing. Under conditions of weak demand, sellers shipped their bananas at RUB 52-72/kg (EUR 0.70-0.96/kg), depending on sales region.

A number of large **strawberry** growers having started their harvesting campaign grew. Despite high demand, an increase in supply resulted in a slight decrease in prices. Domestic strawberries were shipped at RUB 115-165/kg (EUR 1.54-2.21/kg), depending on sales region.

Strawberries were also imported from Uzbekistan, Serbia, Iran, Macedonia, Morocco and Jordan. Prices of imported berries reached RUB 260/kg (EUR 3.48/kg).

In the end of the 22nd week, growers from the southern regions shipped their **sweet cherries** at RUB 100-170/kg (EUR 1.34-2.27/kg), depending on fruit size and variety. This year the season started with no delay compared with a year before. However, many farms said of different quality of their cherries due to rainy weather, and that fact had a direct impact on pricing.

Sweet cherries were also imported from Uzbekistan, Serbia, Iran and Morocco. Prices of imported produce varied between RUB 170-280/kg (EUR 2.27-3.74/kg), depending on quality, shipment volume and country of origin.

Russia: Wholesale Prices for Apples, June 03, 2016, EUR/KG

	min	max	avg	YOY change, %
Southern	0,60(0)	1,07(+0,13)	0,80(+0,01)	20.00▲
Northwestern	0,74(0)	1,68(+0,12)	1,21(+0,07)	25.00▲
Moscow	0,60(0)	1,74(+0,34)	1,01(+0,01)	15.38▲
Siberian	0,80(+0,03)	1,61(+0,13)	1,21(+0,07)	0.00-

Russia: Wholesale Prices for Bananas, June 03, 2016, EUR/KG

	min	max	avg	YOY change, %
Southern	0,83(-0,09)	0,96(-0,04)	0,90(-0,07)	3.08▲
Northwestern	0,70(-0,09)	0,86(-0,08)	0,80(-0,07)	-7.69▼
Moscow	0,70(-0,11)	0,87(-0,08)	0,83(-0,05)	-6.06▼
Siberian	1,07(-0,03)	1,21(0)	1,14(-0,01)	13.33▲

Russia: Wholesale Prices for Oranges, June 03, 2016, EUR/KG

	min	max	avg	YOY change, %
Southern	0,54(-0,04)	0,74(+0,05)	0,62(+0,01)	-2.13▼
Northwestern	0,67(0)	0,86(-0,01)	0,76(-0,04)	14.00▲
Moscow	0,60(-0,04)	0,94(0)	0,78(0)	20.83▲
Siberian	0,87(-0,05)	1,01(+0,01)	0,94(-0,01)	16.67▲

Russia: Wholesale Prices for Mandarins, June 03, 2016, EUR/KG

	min	max	avg	YOY change, %
Southern	1,21(0)	1,94(+0,09)	1,68(-0,04)	38.89▲
Northwestern	1,01(-0,07)	1,88(+0,07)	1,61(0)	20.00▲
Moscow	0,87(-0,07)	2,01(+0,07)	1,65(-0,05)	17.14▲
Siberian	1,81(+0,07)	2,14(+0,13)	1,90(+0,03)	29.09▲

Russia: Wholesale Prices for Lemons, June 03, 2016, EUR/KG

	min	max	avg	YOY change, %
Southern	1,54(+0,07)	1,88(-0,07)	1,74(0)	18.18▲
Northwestern	1,47(-0,08)	1,88(-0,23)	1,74(-0,15)	0.00-
Moscow	1,61(+0,07)	2,08(-0,09)	1,81(-0,07)	12.50▲
Siberian	1,61(-0,13)	1,88(0)	1,74(-0,07)	8.33▲

Russia: Wholesale Prices for Grapefruits, June 03, 2016, EUR/KG

	min	max	avg	YOY change, %
Southern	0,74(+0,07)	1,01(+0,20)	0,80(+0,07)	-45.45 ▼
Northwestern	1,07(+0,20)	1,21(-0,07)	1,14(+0,07)	-19.05 ▼
Moscow	0,80(+0,07)	1,41(+0,27)	1,07(+0,13)	-27.27 ▼
Siberian	1,01(0)	1,07(-0,03)	1,05(0)	-35.00 ▼

Russia: Wholesale Prices for Strawberries, June 03, 2016, EUR/KG

	min	max	avg	YOY change, %
Southern	1,47(+0,07)	2,08(-0,27)	1,81(-0,07)	35.00 ▲
Northwestern	2,41(-0,07)	3,22(0)	2,68(-0,13)	33.33 ▲
Moscow	1,74(-0,34)	2,68(0)	2,28(-0,13)	25.93 ▲

Russia: Wholesale Prices for Sweet Cherries, June 03, 2016, EUR/KG

	min	max	avg	YOY change, %
Southern	1,31(0)	2,68(0)	2,01(0)	0.00-
Northwestern	2,68*(0)	3,62*(0)	3,15(0)	38.24 ▲
Moscow	2,01(0)	3,62(0)	2,68(0)	17.65 ▲

*Prices for imported sweet cherries

Wholesale prices in Crimea

Crimea: Wholesale Prices for Vegetables, June 03, 2016, EUR/KG

	min	max	avg	YOY change, %
Cucumbers	0,13(-0,07)	0,20(-0,13)	0,17(-0,09)	-45.83 ▼
Tomatoes	0,94(0)	1,34(-0,67)	1,81(+0,34)	107.69 ▲
White cabbages	0,09(0)	0,27(-0,07)	0,17(+0,04)	0.00-
Red beets	0,16(0)	0,31(0)	0,24(0)	12.50 ▲
Carrots	0,13(0)	0,20(-0,01)	0,17(0)	-63.89 ▼
Onions	0,21(+0,07)	0,34(0)	0,27(0)	5.26 ▲
Potatoes	0,13(+0,04)	0,20(+0,04)	0,17(+0,04)	30.00 ▲

Crimea: Wholesale Prices for Fruits & Berries, June 03, 2016, EUR/KG

	min	max	avg	YOY change, %
Strawberries	2,08(+0,20)	2,68(-0,67)	2,37(-0,24)	180.95 ▲
Sweet cherries	1,74(0)	2,68(0)	2,21(0)	--

POLAND: FRUIT & VEGETABLE MARKET REPORT, THE 22ND WEEK OF 2016

- *Prices of greenhouse vegetables kept on decreasing within the whole week*
- *Farmers finished their season of last year's white cabbages*
- *Growers started their broccoli and zucchini seasons*
- *The market was supplied with first volumes of domestic early potatoes*
- *Strawberry prices sharply fell*

Cucumbers and tomatoes

The market for **cucumbers** and **tomatoes** was characterized by negative price trend in the 22nd week. The supply of produce was growing within the whole week against a background of rather moderate demand. The situation was aggravated by lack of export shipments.

As a result, growers had to reduce their prices, and, closer to the weekend, cucumbers were shipped at 0.23-0.24 euro/kg, while tomato prices varied between 0.45-0.57 euro/kg.

Brassicas

The supply of early **white cabbages** was growing. Meanwhile, the demand for produce was gradually decreasing; therefore, growers often faced problems with their sales. Under those conditions, farmers had to reduce their prices, which reached 0.11-0.15 euro/kg, depending on quality, in the end of the week.

The market participants said of no shipments of last year's white cabbages in the 22nd week.

Prices of **Chinese cabbages** went down again due to a rise in their supply. Meanwhile, the demand for produce was rather high; therefore prices fell less significantly. As a result, in the end of the week, prices varied between 0.23-0.27 euro/kg.

Growers said of worsened quality of **cauliflowers** due to abundant rainfall. As a result, wholesale companies were not interested in purchasing, and growers were ready to make price concessions to accelerate their sales. As a result, cauliflower prices varied between 0.21-0.31 euro/kg.

The market participants said of first volumes of domestic **broccoli**. The supply of produce was limited, and prices varied between 0.29-0.35 euro/kg.

Zucchini

Polish growers started their **zucchini** season in the 22nd week. The demand for produce was rather high, and prices varied between 0.68-0.79 euro/kg.

It should be noted that this year the season started at least a week later than a year ago due to unfavorable weather conditions.

Red beets and carrots

Carrot prices went down week-on-week due to worsened quality of offered produce. In addition, growers were ready to make price concessions to accelerate their sales; therefore, prices varied between 0.19-0.25 euro/kg.

Meanwhile, the **red beet** segment was characterized by price stability. The demand for produce somewhat grew, and growers decided to stop reducing prices and shipped their red beets at 0.12-0.15 euro/kg.

Onions

No cardinal changes were registered in the **onion** market in the 22nd week. Quality of produce was not high; therefore, wholesale companies purchased onions for their current sales trying not to accumulate stocks.

There also were no changes in prices: as before, they varied between 0.20-0.28 euro/kg.

Potatoes

Growers started their season of early **potatoes**. Produce was irregularly shipped in small quantities, and many produce had not been able to start harvesting due to rains. Meanwhile, the demand was rather high; therefore, growers were gradually raising their prices, which stood at least at 0.29 euro/kg in the end of the week against 0.25-0.36 euro/kg in its beginning.

Meanwhile, the price situation in the market for last year's potatoes was stable. The market participants

connected a stop of price growth with the start of the season of early potatoes, as wholesale companies preferred to purchase early produce.

Poland: Wholesale Prices for Vegetables, June 03, 2016, EUR/KG

	min	max	avg	YOY change, %
Greenhouse cucumbers	0.23(-0.11)	0.34(-0.11)	0.28(-0.12)	-50.88 ▼
Greenhouse tomatoes (B)	0.45(-0.04)	0.53(0.00)	0.49(-0.02)	-30.99 ▼
Greenhouse tomatoes (BB)	0.49(-0.04)	0.57(0.00)	0.53(-0.02)	-29.33 ▼
Early white cabbages	0.11(-0.08)	0.15(-0.11)	0.13(-0.10)	-31.58 ▼
Cauliflower	0.21(-0.25)	0.31(-0.27)	0.26(-0.26)	-54.39 ▼
Chinese cabbages	0.23(-0.02)	0.27(-0.05)	0.25(-0.03)	-26.47 ▼
Broccoli	0.29-	0.35-	0.32-	--
Early potatoes	0.29-	0.41-	0.35-	29.63 ▲
Potatoes	0.20(0.00)	0.26(0.00)	0.23(0.00)	130.00 ▲
Yellow onions	0.20(0.00)	0.28(0.00)	0.24(0.00)	-7.69 ▼
Red beets	0.12(0.00)	0.15(0.00)	0.14(0.00)	7.69 ▲
Carrots	0.19(0.00)	0.25(-0.02)	0.22(-0.01)	-51.11 ▼
Zucchini	0.68-	0.79-	0.74-	17.46 ▲

Apples

The demand for **apples** was moderate within the whole 22nd week. Exporters were gradually reducing their purchase volumes in view of lower purchasing activity: consumers preferred to buy seasonal fruits and berries, while the demand for apples was relatively low.

Despite that, growers did not hurry with revising prices and still sold their apples at 0.16-0.36 euro/kg.

Strawberries

Strawberry prices sharply fell. Despite wholesale companies' rather high demand, the supply of strawberries was significantly prevailing over the demand, and growers had to considerably reduce prices. In addition, pricing was under negative influence of relatively low quality of berries due to rainy weather in the first half of the week. As a result, prices went down to 0.34-0.90 euro/kg, depending on delivery terms.

Meanwhile, a sharp fall in prices enabled Polish processors to start their procurement season. In view of nonstandard strawberries accounting for the largest part of supply in the segment, produce was shipped mainly to manufacturers of jams and fillings at 0.18-0.20 euro/kg.

Poland: Wholesale Prices for Fruits & Berries, June 03, 2016, EUR/KG

	min	max	avg	YOY change, %
Apples (Idared)	0.16(0.00)	0.18(0.00)	0.17(0.00)	-64.58 ▼
Apples (Champion)	0.16(0.00)	0.20(0.00)	0.18(0.00)	-63.27 ▼
Apples (Ligol)	0.16(0.00)	0.20(0.00)	0.18(0.00)	-64.00 ▼
Apples (Gala)	0.23(0.00)	0.36(0.00)	0.29(0.00)	--
Apples (Golden Delicious)	0.23(0.00)	0.27(0.00)	0.25(0.00)	--
Apples (Jonagored)	0.16(0.00)	0.20(0.00)	0.18(0.00)	-60.00 ▼
Apples (Gloster)	0.16(0.00)	0.20(0.00)	0.18(0.00)	-63.27 ▼
Apples (Eliza)	0.16(0.00)	0.20(0.00)	0.18(0.00)	--
Strawberries	0.34(-0.56)	0.90(-0.68)	0.62(-0.62)	-27.06 ▼

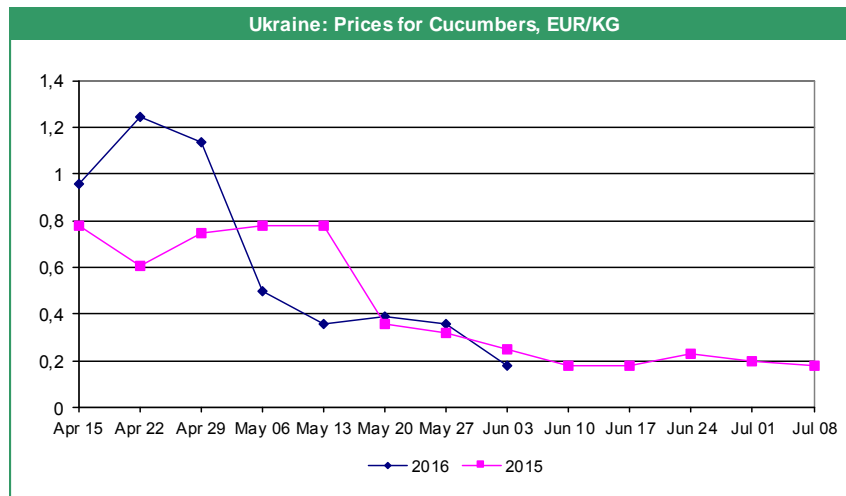
Poland: Processors' Purchase Prices, June 03, 2016, EUR/KG

	min	max	avg	YOY change, %
Strawberries for jams and jellies	0.18-	0.20-	0.19-	-42.42 ▼

**UKRAINE: FRUIT & VEGETABLE MARKET REPORT,
THE 22ND WEEK OF 2016**

- *The price situation in the cucumber market was not stable*
- *Tomato prices were stable*
- *Early white cabbages became less expensive due to low demand*
- *Prices of early red beets and carrots were rapidly decreasing*
- *Prices of early onions were stable*
- *Strawberry prices went down*
- *Sweet cherries became more expensive*

Cucumbers



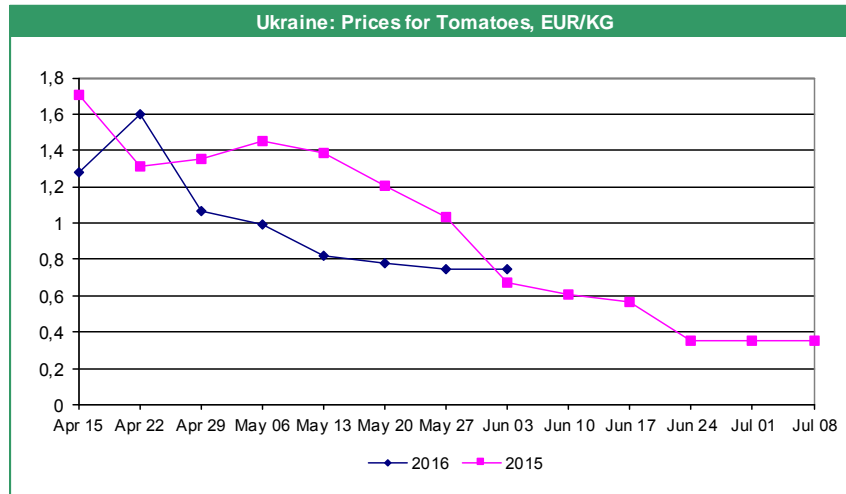
The price situation in the **cucumber** market was not stable in the 22nd week. Prices were rapidly decreasing in the beginning of the week due to a sharp rise in the supply of produce grown by plastic greenhouses. Negative price trend was also backed by lower purchasing activity of internal market buyers and lack of exporters' demand. At that moment, prices of cucumbers from plastic greenhouses varied between UAH 2.00-2.50/kg (EUR 0.07-0.09/kg), and large greenhouse farms had to reduce their prices to UAH 2.50-4.00/kg (EUR 0.09-0.14/kg).

Closer to the weekend, cucumbers started becoming more expensive due to weather factor. Farms' outputs went down due to rainy weather; therefore, sellers managed to raise their prices under conditions of higher demand. In the end of the week, prices of smooth cucumbers varied between UAH 3.00-3.50/kg (EUR 0.11-0.12/kg), and bumpy produce was offered at UAH 5-6/kg (EUR 0.18-0.21/kg).

Ukraine: Wholesale Prices for Cucumbers, June 03, 2016, EUR/KG

	min	max	avg	YOY change, %
Eastern	0,12(-0,12)	0,21(-0,18)	0,18(-0,18)	-28.57 ▼
Kiev	0,12(-0,12)	0,21(-0,18)	0,18(-0,18)	-28.57 ▼
Western	0,12(-0,12)	0,21(-0,14)	0,18(-0,14)	0.00-
Central	0,12(-0,12)	0,21(-0,18)	0,18(-0,18)	-16.67 ▼
Southern	0,11(-0,11)	0,20(-0,20)	0,18(-0,18)	-16.67 ▼

Tomatoes

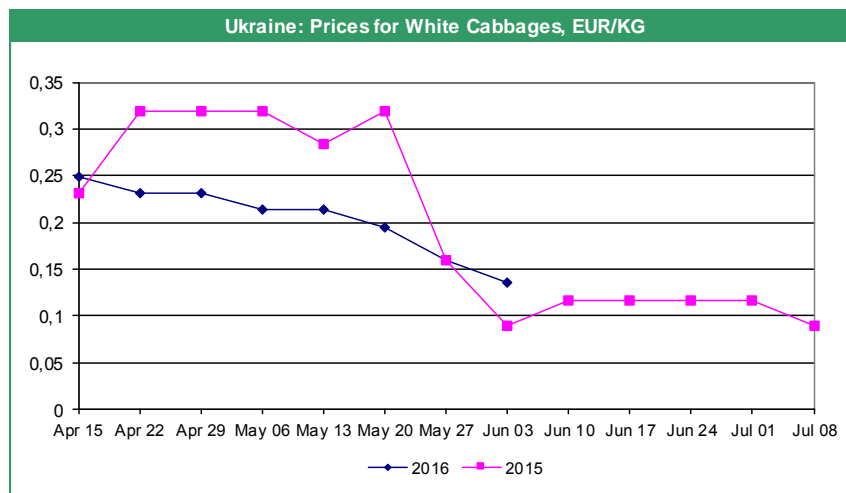


The situation in the **tomato** market changed slightly. Prices were stable thanks to lower supply of Turkish tomatoes and domestic farms' low outputs. Meanwhile, trade was rather active. However, greenhouse farms sold their tomatoes mainly to retail chains, while shipments for export were not high. As a result, tomato prices varied between UAH 18-22/kg (EUR 0.64-0.78/kg).

Ukraine: Wholesale Prices for Tomatoes, June 03, 2016, EUR/KG

	min	max	avg	YOY change, %
Eastern	0,67(0)	0,78(0)	0,75(0)	0.00-
Kiev	0,64(0)	0,78(0)	0,75(0)	10.53 ▲
Western	0,64(0)	0,78(0)	0,71(0)	0.00-
Central	0,67(0)	0,78(0)	0,71(0)	5.26 ▲
Southern	0,64(0)	0,75(0)	0,71(0)	11.11 ▲

White cabbages



The market for last year's **white cabbages** was characterized by previous trends in the 22nd week. Farms' shipments kept on decreasing as well as the demand; therefore sellers had to continue to reduce prices. In the end of the week, they varied between UAH 3.00-4.50/kg (EUR 0.11-0.16/kg).

Prices of early produce kept on decreasing due to abundant supply in the market. In the end of the week, growers from Zakarpattia Oblast shipped their early white cabbages at UAH 0.40-0.70/kg (EUR 0.01-0.02/kg). Prices in the southern regions varied between UAH 0.50-1.00/kg (EUR 0.02-0.04/kg).

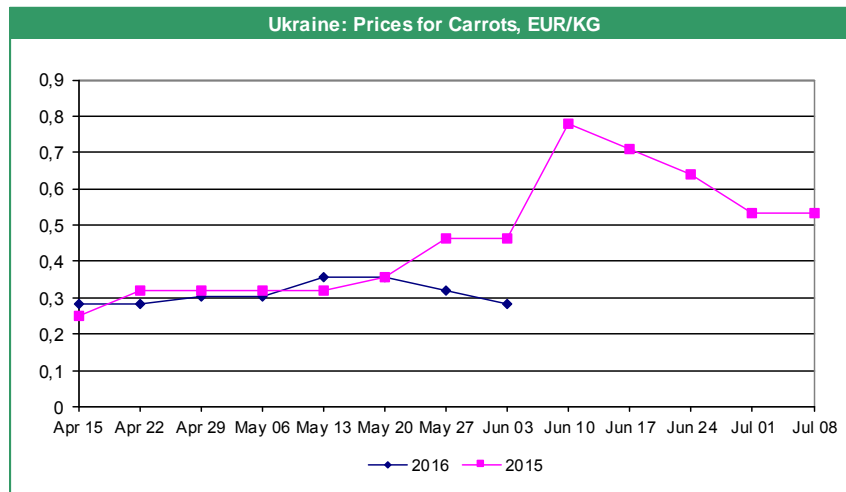
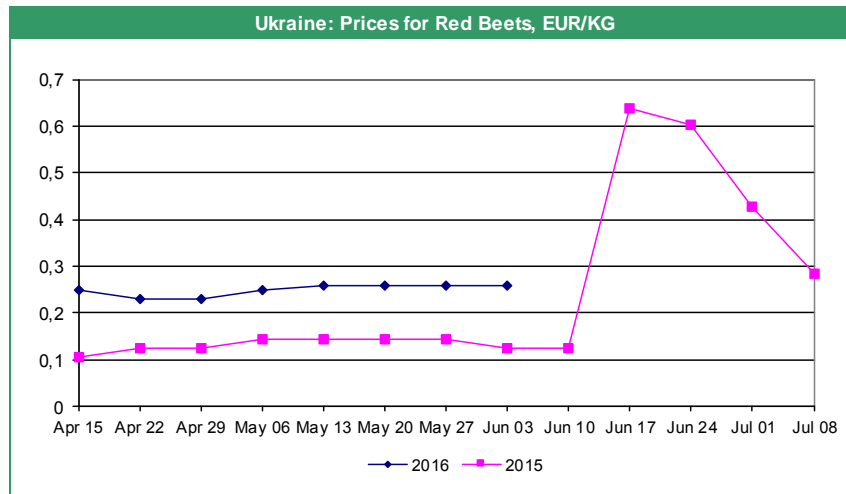
Ukraine: Wholesale Prices for White Cabbages, June 03, 2016, EUR/KG

	min	max	avg	YOY change, %
Eastern	0,13(-0,03)	0,16(-0,04)	0,14(-0,04)	14.29 ▲
Kiev	0,12(-0,02)	0,16(-0,04)	0,14(-0,04)	14.29 ▲
Western	0,11(-0,04)	0,14(-0,04)	0,13(-0,02)	52.00 ▲
Central	0,12(-0,04)	0,16(-0,04)	0,14(-0,04)	14.29 ▲
Southern	0,12(-0,02)	0,16(-0,04)	0,14(-0,04)	100.00 ▲

Ukraine: Wholesale Prices for Early White Cabbages, June 03, 2016, EUR/KG

	min	max	avg	YOY change, %
Western	0,01(-0,01)	0,02(-0,01)	0,02(-0,01)	-70.00 ▼
Southwestern	0,00(-0,02)	0,04(0)	0,02(-0,00)	--
Southern	0,02(-0,01)	0,03(-0,00)	0,02(-0,00)	--

Red beets and carrots



The situation in the market for last year's **carrots** changed slightly. Under conditions of low demand, sellers kept on reducing their prices. However, such a policy was not successful. In the end of the week, prices varied between UAH 7-9/kg (EUR 0.25-0.32/kg).

The supply of last year's **red beets** was limited in view of exhausted stocks. Meanwhile, the demand for produce was not high; therefore, sellers rarely revised their prices.

The supply of early red beets and carrots somewhat went down due to rainy weather. Despite that fact, sellers had to reduce their prices in view of moderate demand. As a result, early carrots and red beets were offered at UAH 5-8/kg (EUR 0.18-0.28/kg) and UAH 4-6/kg (EUR 0.14-0.21/kg), respectively.

Ukraine: Wholesale Prices for Red Beets, June 03, 2016, EUR/KG

	min	max	avg	YOY change, %
Eastern	0,25(0)	0,28(0)	0,27(0)	36.36 ▲
Kiev	0,25(0)	0,28(0)	0,27(0)	50.00 ▲
Western	0,25(0)	0,27(0)	0,26(0)	108.57 ▲
Central	0,25(0)	0,28(0)	0,27(0)	50.00 ▲
Southern	0,25(0)	0,28(0)	0,27(0)	36.36 ▲

Ukraine: Wholesale Prices for Carrots, June 03, 2016, EUR/KG

	min	max	avg	YOY change, %
Eastern	0,28(-0,04)	0,32(-0,07)	0,30(-0,05)	-34.62 ▼
Kiev	0,27(-0,04)	0,32(-0,07)	0,28(-0,07)	-38.46 ▼
Western	0,27(-0,02)	0,30(-0,05)	0,28(-0,04)	-38.46 ▼
Central	0,27(-0,04)	0,32(-0,04)	0,28(-0,04)	-38.46 ▼
Southern	0,25(-0,07)	0,32(-0,07)	0,28(-0,07)	-38.46 ▼

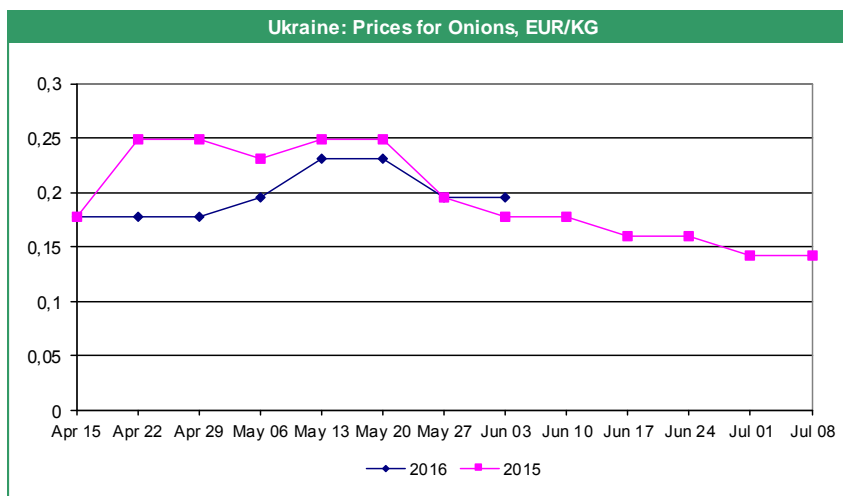
Ukraine: Wholesale Prices for Early Red Beets, June 03, 2016, EUR/KG

	min	max	avg	YOY change, %
Southwestern	0,14(-0,21)	0,21(-0,25)	0,18(-0,25)	--
Southern	0,14(-0,18)	0,21(-0,25)	0,18(-0,21)	-60.00 ▼

Ukraine: Wholesale Prices for Early Carrots, June 03, 2016, EUR/KG

	min	max	avg	YOY change, %
Southwestern	0,18(-0,25)	0,28(-0,18)	0,25(-0,20)	--
Southern	0,18(-0,21)	0,25(-0,21)	0,21(-0,21)	-73.33 ▼

Onions



No cardinal changes were registered in the market for last year's **onions** in the 22nd week. The demand for high-quality produce was rather active; therefore, sellers did not revise their prices. A decrease in prices down to UAH 3/kg (EUR 0.11/kg) was reported mainly by owners of low-quality onions. In other cases, prices varied between UAH 5-6/kg (EUR 0.18-0.21/kg).

Meanwhile, prices of early onions were stable: UAH 5-6/kg (EUR 0.18-0.21/kg). Prices stability was connected with a decrease in supply due to rains.

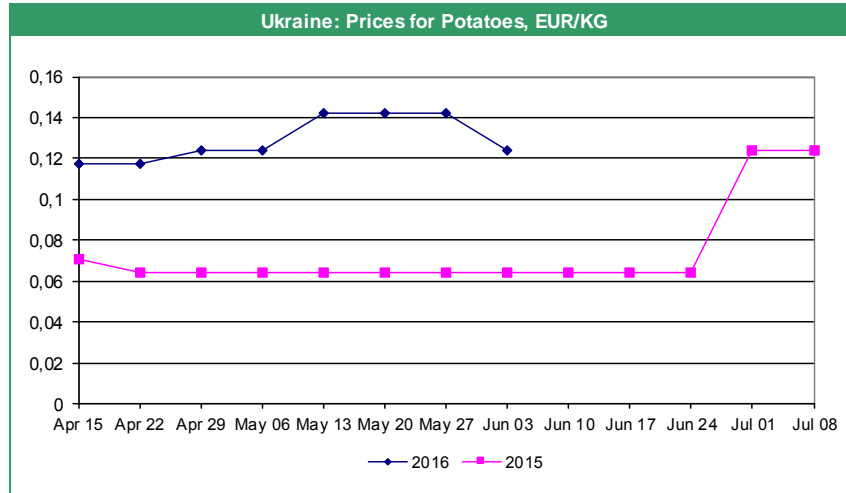
Ukraine: Wholesale Prices for Onions, June 03, 2016, EUR/KG

	min	max	avg	YOY change, %
Eastern	0,20(0)	0,21(0)	0,21(0)	-10.77 ▼
Kiev	0,18(0)	0,21(0)	0,20(0)	-8.33 ▼
Western	0,21(0)	0,23(0)	0,21(0)	0.00-
Central	0,18(0)	0,21(0)	0,20(0)	0.00-
Southern	0,18(0)	0,21(0)	0,20(0)	10.00 ▲

Ukraine: Wholesale Prices for Early Onions, June 03, 2016, EUR/KG

	min	max	avg	YOY change, %
Southwestern	0,18(0)	0,21(0)	0,20(0)	--
Southern	0,18(0)	0,21(0)	0,20(0)	-38.89 ▼

Potatoes



The market for last year's **potatoes** was characterized by a further decrease in sales rates. For that reason, sellers more often had to reduce their prices. In addition, the quality of offered produce was not high, and that fact also exerted pressure on prices. In the end of the week, they varied between UAH 3.00-4.50/kg (EUR 0.11-0.16/kg).

The situation in the market for early produce was not stable. In the beginning of the week, sellers managed to raise their prices up to UAH 5-7/kg (EUR 0.18-0.25/kg) thanks to irregular shipments (due to rainy weather). However, harvesting recommenced in the end of the week; therefore, prices started gradually decreasing. Closer to the weekend, early potatoes were offered at UAH 4-6/kg (EUR 0.14-0.21/kg), and small-sized early produce was shipped at UAH 3/kg (EUR 0.11/kg) and higher.

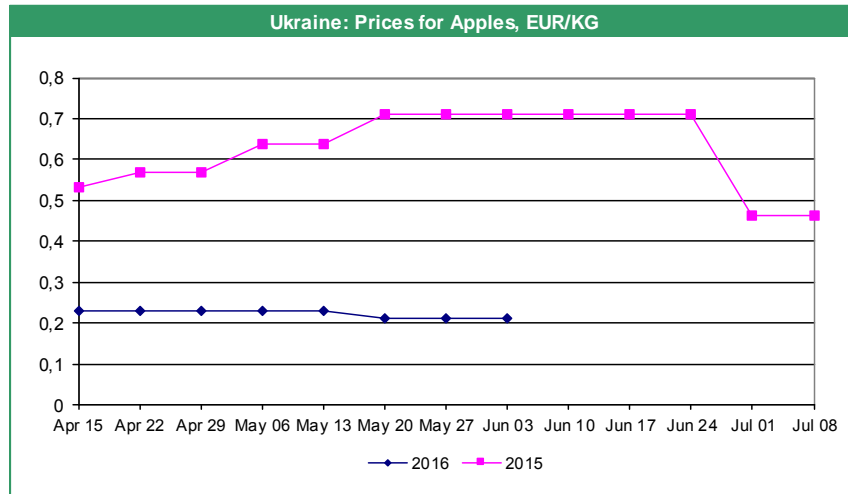
Ukraine: Wholesale Prices for Potatoes, June 03, 2016, EUR/KG

	min	max	avg	YOY change, %
Eastern	0,12(-0,01)	0,16(-0,01)	0,14(-0,01)	21.21 ▲
Kiev	0,12(0)	0,16(0)	0,14(0)	81.82 ▲
Western	0,11(-0,02)	0,13(-0,02)	0,12(-0,02)	94.44 ▲
Central	0,12(0)	0,14(-0,02)	0,13(-0,01)	72.73 ▲
Southern	0,12(-0,01)	0,16(0)	0,14(0)	73.91 ▲

Ukraine: Wholesale Prices for Early Potatoes, June 03, 2016, EUR/KG

	min	max	avg	YOY change, %
Southwestern	0,18(0)	0,21(0)	0,20(0)	--
Southern	0,14(0)	0,20(-0,02)	0,18(0)	25.00 ▲
Western	0,14(-0,02)	0,18(-0,04)	0,16(-0,02)	--

Fruits



Sweet cherries became more expensive due to rainy weather conditions, which had resulted in irregular shipments in the 22nd week. In addition, sellers said of lower supply of high-quality cherries and managed to raise their prices against a background of higher demand. In the end of the week, sweet cherries were offered at UAH 18-30/kg (EUR 0.64-1.07/kg), depending on variety and quality.

The **strawberry** market was characterized by previous trends. Farms from all Ukrainian regions had started harvesting, and that fact provoked a further decrease in prices. Moreover, medium-quality produce accounted for the largest part of supply due to rainy weather conditions. As a result, in the end of the week, strawberries were offered at UAH 10-20/kg (EUR 0.36-0.71/kg), depending on quality.

Trade in **apples** still was not active. The price range did not change; however, sellers often made price concessions trying to accelerate sales of available volumes in that way.

Citrus shipments kept on gradually decreasing due to a seasonal decline in demand. Most active sales were registered in the lemon segment, while the demand for oranges and mandarins was moderate.

The **banana** market was characterized by lower demand due to mass arrival of berries in Ukraine. For that reason, to accelerate sales, sellers had to reduce their prices to UAH 25-27/kg (EUR 0.89-0.96/kg).

Ukraine: Wholesale Prices for Fruits & Berries, June 03, 2016, EUR/KG

	min	max	avg	YOY change, %
Oranges	0,64(0)	1,07(0)	0,89(0)	0.00-
Lemons	1,60(0)	1,95(0)	1,78(0)	11.11 ▲
Bananas	0,89(-0,04)	0,96(-0,04)	0,92(-0,04)	-8.77 ▼
Mandarins	0,96(0)	1,24(0)	1,07(0)	-14.29 ▼
Apples	0,14(0)	0,32(0)	0,21(0)	-70.00 ▼
Strawberries	0,36(-0,11)	0,71(-0,18)	0,64(-0,07)	20.00 ▲
Sweet cherries	0,64(+0,04)	1,07(+0,18)	0,89(+0,18)	25.00 ▲